

Magnet-Free Circulators Based on Linear Time-Varying Circuits

Ahmed Kord

Dept. of Electrical and Computer Engineering
The University of Texas at Austin
Austin, TX 78712, USA
ahmed.kord@utexas.edu

Andrea Alù

Advanced Science Research Center
City University of New York
New York, NY 10031, USA
aalu@gc.cuny.edu

Abstract— In this paper, magnet-free circulators based on spatiotemporal modulation of three-port resonant junctions are demonstrated. Optimal single-ended implementations based on series or parallel LC tanks connected in a wye or a delta topology, respectively, are developed. Also differential implementations based on combining two single-ended circuits in either a voltage- or a current-mode architecture, resulting in pseudo-linear time-invariant devices with enhanced performance, are presented. Moreover, CMOS integrated and MEMS implementations, suitable for low-cost and large-scale production, are presented. Also, broadband implementations based on combining a narrowband junction with conventional bandpass filters are developed. The proposed circuits are all validated with theoretical, simulated and measured results, with unprecedented performance nearly in all metrics in comparison to the current state of the art.

I. INTRODUCTION

Time-reversal symmetry is a fundamental property of many physical and engineering systems which implies that the laws governing such systems are invariant if the evolution of time is reversed. Breaking this symmetry is essential to realize non-reciprocal components such as isolators, gyrators, and circulators, which have many applications at different parts of the electromagnetic (EM) spectrum. For instance, isolators are necessary in optical systems to protect laser sources from reflections. Also, gyrators permit the realization of passive networks that cannot be built by using only the conventional RLC elements and transformers such as high- Q frontend filters. More importantly, circulators are crucial to enable full-duplex communication [1], which has been gaining a lot of interest recently in anticipation of future high-throughput applications that require simultaneous transmission and reception on the same frequency.

Traditionally, non-reciprocity has been achieved through magnetic biasing of rare-earth ferrite materials leading to bulky and expensive devices which are incompatible with conventional integrated-circuit (IC) technologies. In order to overcome this problem, magnetless implementations of such components have been pursued over the past few decades, based on self-biased hexaferrites, transistors, or parametrically modulated networks [2]-[8]. Among these different approaches, linear time-varying circuits have shown the utmost promise to satisfy all the necessary requirements of practical systems, including low-loss, low-noise, high-power, low-cost, and small

size. In this context, we present in this paper the so-called spatiotemporally modulated (STM) circulators. In Section II, we explain how these magnet-free non-reciprocal circuits work and present optimal implementations using discrete, CMOS, and MEMS technologies. In Section III, we summarize the measured results of all designs and highlight their remarkable performance in comparison to the current state of the art. Finally, we draw our conclusions in Section IV.

II. STM MAGNETLESS CIRCULATORS

Magnetic circulators consist of a ferrite cavity symmetrically attached to three ports at 120 deg intervals and biased with a magnetic field that aligns the electrons' dipole moments in the same direction. This, in turn, provides a preferred sense of precession for the two counter-rotating modes excited in the cavity by an impinging wave on an input port and allows them to destructively interfere at one output port and sum up at the other, in a cyclic-rotating fashion. Interestingly, the same effect can be achieved without magnetic fields by spatiotemporally modulating the oscillation frequencies of three coupled resonators forming a three-port junction with signals having the same frequency and amplitude but their phases increase by 120 deg in a particular direction.

Fig. 1 shows the optimal single-ended implementations (S.E.) of STM circulators, which consist of three parallel or series LC tanks connected in either a delta or a wye topology, respectively, and the natural oscillation frequencies of the tanks are modulated through a pair of common cathode varactors. While these circuits can indeed achieve large isolation at the fundamental harmonic (see Table I), they still suffer from two problems: (i) strong intermodulation (IM) products due to mixing between the RF and modulation signals and (ii) narrow bandwidth. The first

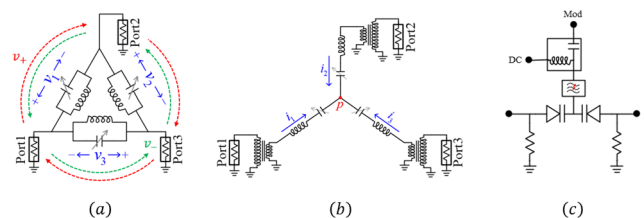


Fig. 1. Single-ended STM circulators: (a) Delta topology. (b) Wye topology. (c) Variable capacitor implementation.

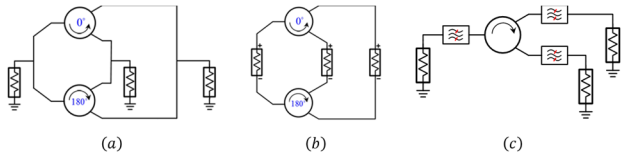


Fig. 2. Differential STM circulators: (a) Voltage-mode. (b) Current-mode. (c) Broadband implementation.

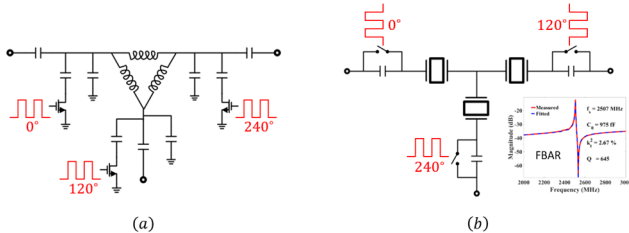


Fig. 3. Chip-scale STM circulators: (a) CMOS implementation. (b) MEMS implementation.

problem can be solved by using a differential architecture, which combines two single-ended delta or wye circuits with a constant 180 deg phase difference between their modulation signals in voltage- or current-mode architecture, as shown in Fig. 2(a) and Fig. 2(b), respectively. The cancellation of the IM products enhances the performance of all metrics (see Table I) and makes these circuits act as a pseudo-linear time-invariant system which, in turn, permits cascading them with identical bandpass filters as shown in Fig. 2(c) to reshape their non-reciprocal frequency response and increase the 20 dB IX BW three-fold (see Table I).

The magnetless circulators circuits presented so far can indeed achieve remarkable performance in all metrics (see Table I), yet they are based on PCB technology and off-the-shelf discrete components, which limits their size and cost efficiency and prohibits large-scale production. In order to overcome this problem, an IC implementation is highly desirable. Fig. 3 shows a proposed chip-scale implementation wherein the varactors are replaced by switched capacitors allowing their integration using a standard 180 nm CMOS process, thus reducing the form factor to only 36 μm^2 .

The form factor of CMOS STM circulators is limited by the fact that they require high- Q inductors (>50) which cannot be integrated on chip. In order to overcome this problem, an inductorless MEMS implementation which replaces the LC tanks by compact thin-Film Bulk Acoustic Resonators (FBARs) is proposed in Fig. 3(b). Interestingly, the high- Q (>1000) of the FBARs also drastically reduces the modulation frequency to 0.24% of the circulator's center frequency, the lowest among all magnetless circulators reported to-date.

III. CONCLUSION

We presented in this paper the idea and the circuit implementation of magnet-free circulators based on spatiotemporal modulation of three-port resonant networks. Measured results with remarkable performance nearly in all metrics were provided for discrete (single-ended, differential, and broadband), CMOS, and MEMS implementations. This





Fig. 4. Photographs of (a) experimental setup and (b)-(f) prototypes. (b) Single-ended. (c) Differential. (d) Broadband. (e) CMOS. (f) MEMS.

TABLE I. SUMMARY OF THE MEASURED RESULTS

Metric\Circ.	S.E.	Diff.	Broadband	CMOS	MEMS
RF Freq. (MHz)	1000	1000	1000	915	2506
Mod Freq. (%)	19	10	11	12	0.24
BW (%)	2.4	2.3	14	4.3	0.72
IX (dB)	>20	>20	>20	>20	>20
IL (dB)	<3.4	<2	<5.8	<12	<5
RL (dB)	>9	>20	>12.6	$=2$	>15
P1dB (dBm)	$>+29$	$>+28$	$>+23$	N/A	$>+28$
IX20dB (dBm)	$>+29$	$>+28$	$>+23$	N/A	N/A
IIP3 (dBm)	$>+33$	$>+32$	$>+35$	N/A	$>+40$
NF (dB)	<4.5	<2.7	N/A	N/A	N/A
IM (dBc)	<-11	<-30	N/A	<-11	<-20
Size (mm^2)	143	286	480	36	100

technology can help enable full-duplex radios in the near future which may revolutionize the wireless industry.

REFERENCES

- [1] D. Bharadia, E. McMillin, and S. Katti, "Full duplex radios," *ACM SIGCOMM Computer Commun. Rev.*, vol. 43, no. 4, pp. 375-386, 2013.
- [2] N. A. Estep, *et al.*, "Magnetic-free non-reciprocity and isolation based on parametrically modulated coupled-resonator loops," *Nature Phys.*, vol. 10, no. 12, pp. 923-927, 2014.
- [3] N. Reiskarimian and H. Krishnaswamy, "Magnetic-free non-reciprocity based on staggered commutation," *Nature commun.*, vol. 7, no. 4, p. 11217, 2016.
- [4] S. Qin, Q. Xu, and Y. E. Wang, "Nonreciprocal components with distributedly modulated capacitors," *IEEE Trans. Microw. Theory Techn.*, vol. 62, no. 10, pp. 2260-2272, 2014.
- [5] A. Kord, D. L. Sounas, and A. Alù, "Magnetless Circulators Based on Spatiotemporal Modulation of Bandstop Filters in a Delta Topology," *IEEE Trans. Microw. Theory Techn.*, vol. 66, no. 2, pp. 911-926, 2018.
- [6] A. Kord, D. L. Sounas, and A. Alù, "Pseudo-Linear Time-Invariant Magnetless Circulators Based on Differential Spatiotemporal Modulation of Resonant Junctions," *IEEE Trans. Microw. Theory Techn.*, vol. 66, no. 6, pp. 2731-2745, 2018.
- [7] A. Kord, D. L. Sounas, and A. Alù, "Low-Loss Broadband Magnetless Circulators for Full-Duplex Radios," *Proc. IEEE MTT-S Int. Microw. Symp. (IMS)*, Philadelphia, PA, June 2018.
- [8] Y. Yu, *et al.*, "2.5 GHz Highly-Linear Magnetic-Free Microelectromechanical Resonant Circulator," *Proc. IEEE Int. Freq. Cont. Symp. (IFCS 2018)*, Olympic Valley, CA, May 2018.